

Settings

The control center of vCX is the Settings panel. It houses your profile as a user. As an administrator or user with privileges you may see My Company and My Plan

My Plan hosts a variety of settings including integrations, add-ons, configurations, billing etc.

- [Customizing your Webchat CSS](#)

Customizing your Webchat CSS

To customize your webchat CSS

- Go to MyPlan -> Settings

Current Plan: Starter | Renewal Date: No End Date

Plan Usage

Category	Current Usage	Limit
Users	1 / 1	1
Contacts	0 / 100	100
Catalog	0 / 0	0
Messages	0 / N/A	N/A
File Storage	0 MB / 50 MB	50 MB
Integrations	2 / 4	4
Configurations	4 / 8	8
Add-ons	2 / 4	4

- Select Bot Integrations

Integrations

Search...

WhatsApp Integration

Congratulations! You are successfully connected to WhatsApp.

Show Details

Webchat Integration

Show Details

Bot Integration

Congratulations! You are successfully connected to Bot.

Show Details

Instagram Manual ☒

Log in to your Instagram Business account to connect and manage your business profile.

Connect

Telegram Integration

Launching soon, stay tuned for updates!

Coming Soon Details

- Select Web Chat

Select Integration

Currently integrated with Bot

WhatsApp

Web Chat

Instagram

Telegram

WhatsApp Webhook URL

WhatsApp Webhook secret

Additional Webhook URL (Optional)

Additional Webhook secret (Optional)

Edit & Save

```
await axios.post(
  'https://webhook.versal.one/c1ffaa7e-e435-4bfe-a941-2eb2af6f3fa2',
  {
    responsefrom: 'Bot',
    conversation: outgoingEvent,
    phonenumber: <users whatsapp number> # change this with the variable that contains users phone number
  },
  {
    headers: {
      'X-Secret': '2eb2af6f3fa2'
    }
  }
)
```

Copy code

- Enter the values

Select Integration

Currently integrated with Bot

WhatsApp

Web Chat

Instagram

Telegram

headerTitle

clientLogo

clientName

contactDetails

chatPoweredBy

⚡ Powered by Google

<https://fs.dashboard.chatmate.co.il/media/c1ffaa7e-e435-4bfe-a941-2eb2af6f3fa2/config/1733731676031-867554>

clientName

Lokesh R

contactDetails

lokesh@versalence.ai

chatPoweredBy

⚡ Powered by Google

PoweredBy

Google

Language

Select Language ▼ Add Language

Current Languages: EN,HB

Botpress webhook path :

<https://files.bpcontent.cloud/2024/10/22/09/20241022093854-FT82HHIM.js>

Web Chat Style Sheet (CSS):

Choose File No file chosen

Edit & Save

- After entering the botpress js link, click Edit & Save. This generates the Webchat link

Botpress webhook path :

<https://files.bpcontent.cloud/2024/10/22/09/20241022093854-FT82HHIM.js>

Web Chat Style Sheet (CSS):

Choose File No file chosen

Edit & Save

```
<script type="module" src="https://fs.dashboard.chatmate.co.il/media/c1ffaa7e-e435-4bfe-a941-2eb2af6f3fa2/config/2eb2af6f3fa2_config.js"></script>
```

- Open the link in a browser to reveal the details of the .js file

```
← → 🔍 fs.dashboard.chatmate.co.il/media/c1ffaa7e-e435-4bfe-a941-2eb2af6f3fa2/config/2eb2af6f3fa2_config.js

const config = {"headerTitle":"Lokesh R","clientLogo":"https://fs.dashboard.chatmate.co.il/media/c1ffaa7e-e435-4bfe-a941-2eb2af6f3fa2/config/1733731676031-867554289.jpg","clientName":"Lokesh R","contactDetails":"lokes@versalence.ai","chatPoweredBy":"⚡Powered by Google","PoweredBy":"Google","Language":"EN,HB","clientId":"c0834208-c636-4db1-9fd4-4b196225d4c5","uuid":"c1ffaa7e-e435-4bfe-a92eb2af6f3fa2","ServerURL":"https://chatapp.dashboard.chatmate.co.il"};

window.getConfig = () => config;

const link = document.createElement("link");
link.rel = "stylesheet";
link.href = "https://fs.dashboard.chatmate.co.il/chatconfig/chat-ui.css";
document.head.appendChild(link);

const script = document.createElement("script");
script.src = "https://fs.dashboard.chatmate.co.il/chatconfig/chatWidget.js";
document.head.appendChild(script);
;
```

- in the .js file, find the link to the CSS, open the link in a browser

← → ↻ fs.dashboard.chatmate.co.il/chatconfig/chat-ui.css

```
/* chat-ui.css */

:root {
  --header-bg: #005bb5;
  --bot-message-bg: #f9f9f9;
  --user-message-bg: #0078d7;
  --bot-text-color: #000;
  --user-text-color: #fff;
  --font-family: 'Segoe UI', Tahoma, sans-serif;
  --chat-border-radius: 10px;
  --chat-shadow: 0 4px 6px rgba(0, 0, 0, 0.1);
}

/* Container for chat window */
#chat-container {
  position: relative;
  width: 100%;
  height: 100vh;
}

/* General chat window styles */
#chat-window {
  display: none;
  position: fixed;
  bottom: 75px;
  right: 20px;
  width: 400px;
  height: 450px;
  background: #fff;
  border: 1px solid rgba(0, 0, 0, 0.1);
  border-radius: 5px;
  box-shadow: 0 4px 6px rgba(0, 0, 0, 0.1);
  display: flex;
  overflow-x: hidden; /* Disable horizontal scroll */
  overflow-y: auto; /* Allow vertical scrolling */
  max-width: 100%; /* Prevent overflow beyond container */
  flex-direction: column;
  z-index: 9999;
  /* direction: rtl; */
}

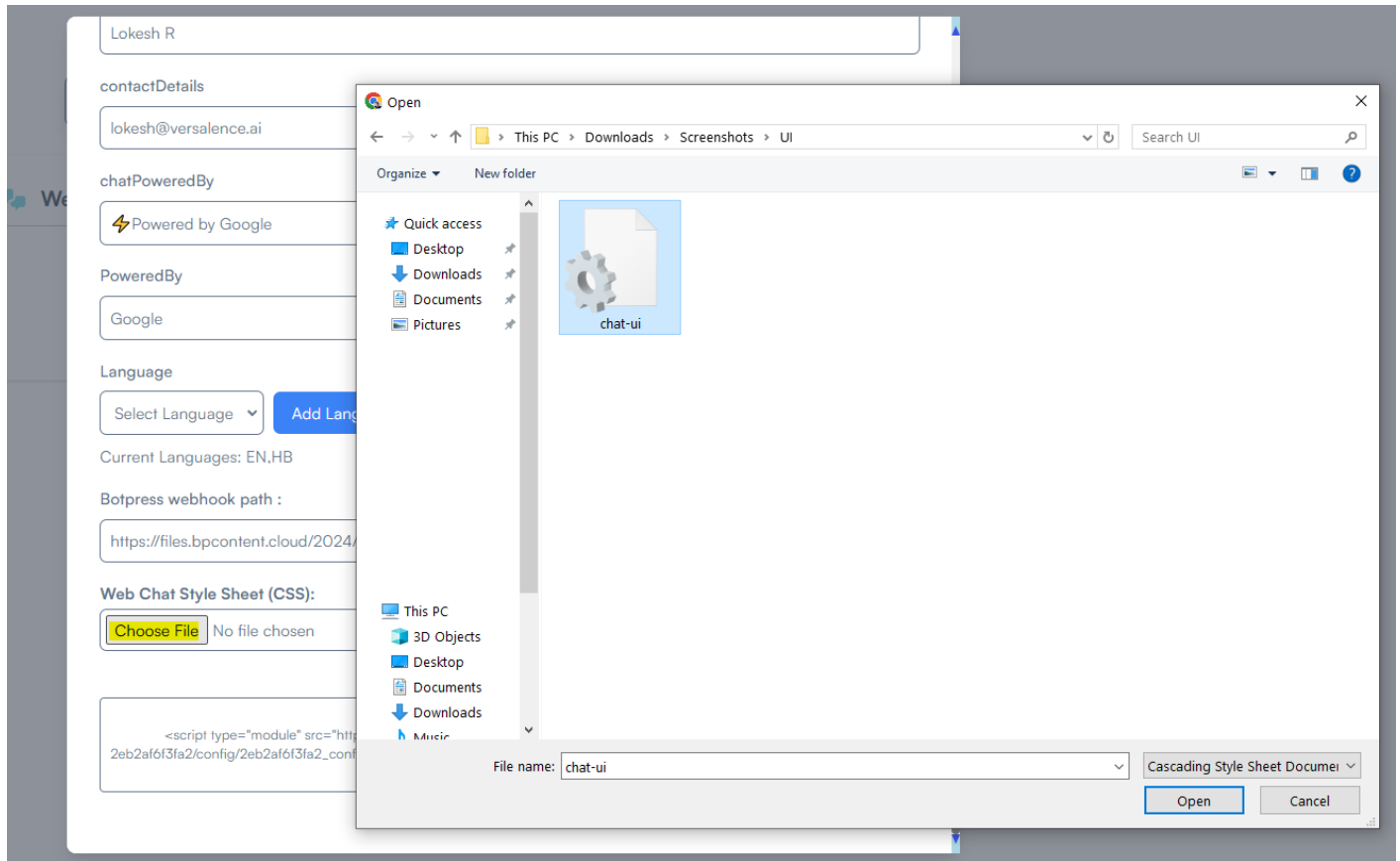
#chat-window[lang="en"] {
  direction: ltr;
}

#chat-window[lang="he"] {
  direction: rtl; /* Apply RTL when language is set to Hebrew */
}

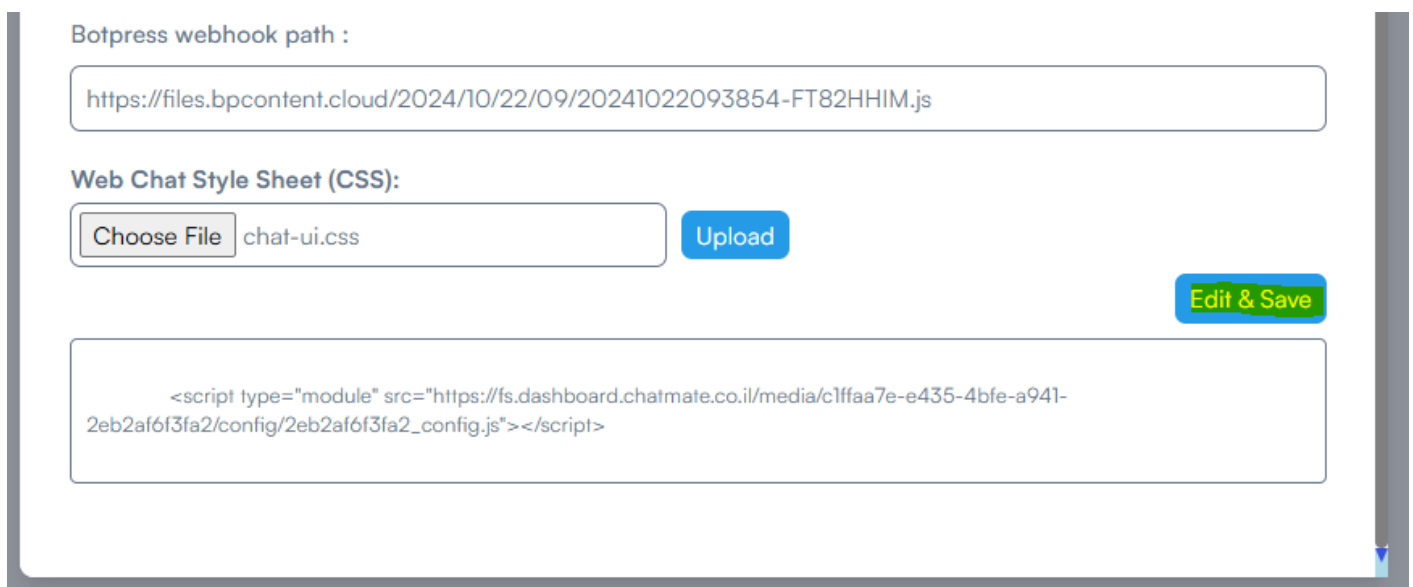
/* Default text for the send button */
#chat-send-button {
  display: inline-flex;
  align-items: center;
}
```

- Download the file or save it to your fav code editor to make required changes to your CSS

Once the changes are done - upload the file back



Click Edit&Save to apply your new CSS




Lokesh R

contactDetails

lokesh@versalence.ai

chatPoweredBy

 Powered by Google

PoweredBy

Google

Language

Select Language

Add Language

Current Languages: EN,HB

Botpress webhook path :

https://files.bpcontent.cloud/2024/10/22/09/20241022093854-FT82HHIM.js

Web Chat Style Sheet (CSS):

Choose File

 chat-ui.css

Upload

Edit & Save

<script type="module" src="https://fs.dashboard.chatmate.co.il/media/c1ffaa7e-e435-4bfe-a941-2eb2af6f3fa2/config/2eb2af6f3fa2_config.js"></script>

al

ss

e your

connect